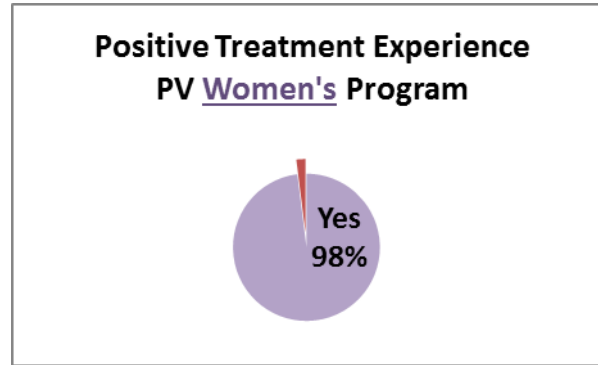
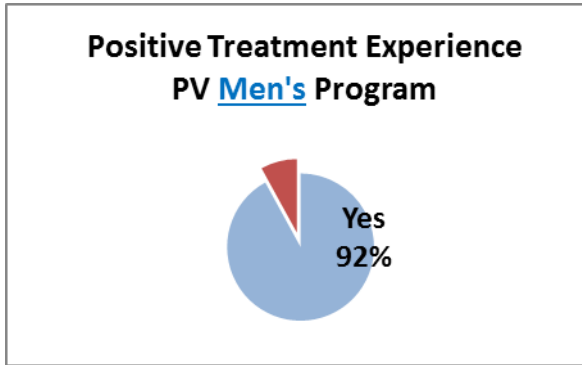


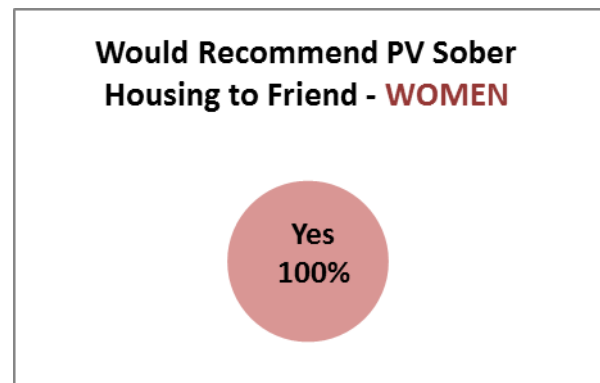
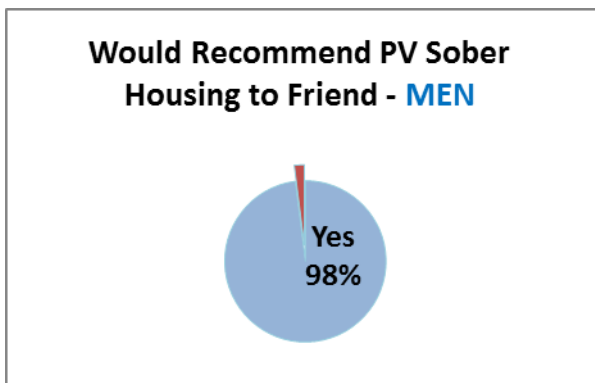
Annual Outcome “Snapshot” - 2016

Residential Treatment Services – 2016

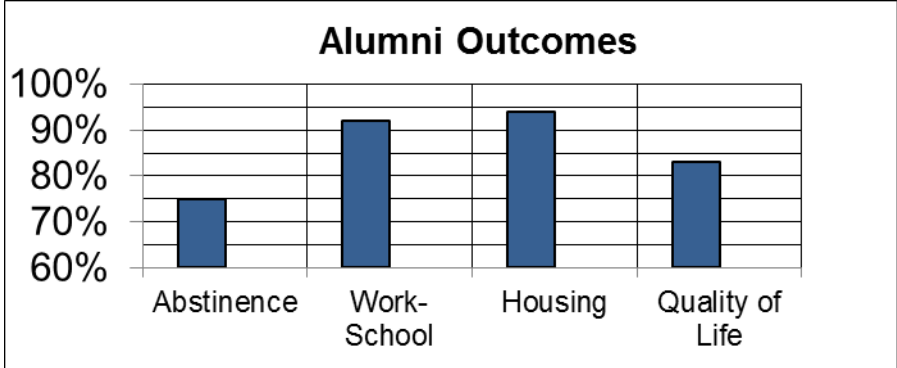


Were Your Recovery Needs Met?	88%	YES	(Men)
	90%	YES	(Women)
Satisfied with Quality of Care?	83%	YES	(Men)
	83%	YES	(Women)
Would You Recommend PV to a Friend in Need of Treatment Services?	94%	YES	(Men)
	99%	YES	(Women)
Helpful Transition to Community?	84%	YES	(Men)
	87%	YES	(Women)

Sober Housing Services – 2016



PV Alumni – 2016 Outcome Data
(Persons Completing PV within past 6-12 months)



In Past 6-12 Months: Of Alumni Surveyed-

75% remained abstinent from alcohol and/or chemical use

92% maintained employment and/or participated in school

94% reside in a positive living environment

83% report a positive quality of life (relationships, health, mental health, overall support, overall enjoyment with life)

To what extent did Progress Valley influence your ability to create a lifestyle supportive of recovery? 97% Significant/Very Large Extent

Do you believe your participation in PV treatment helped to improve your overall quality of life? 96% YES