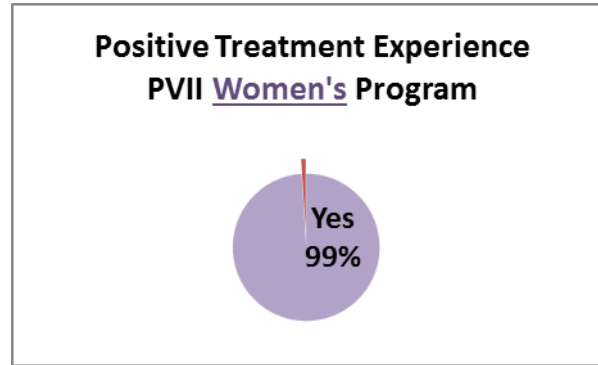
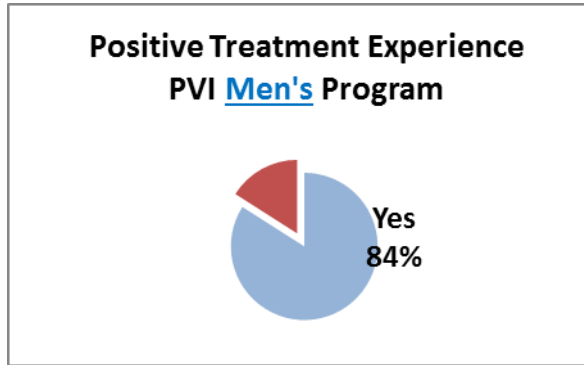


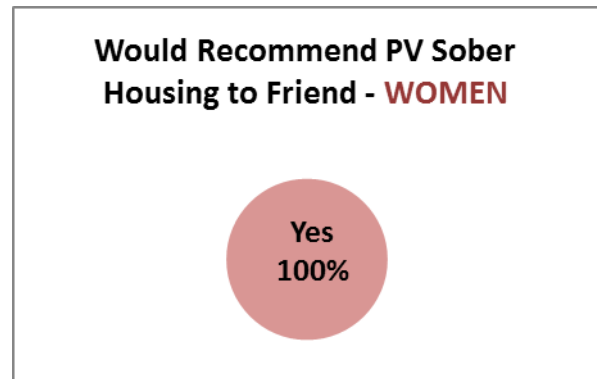
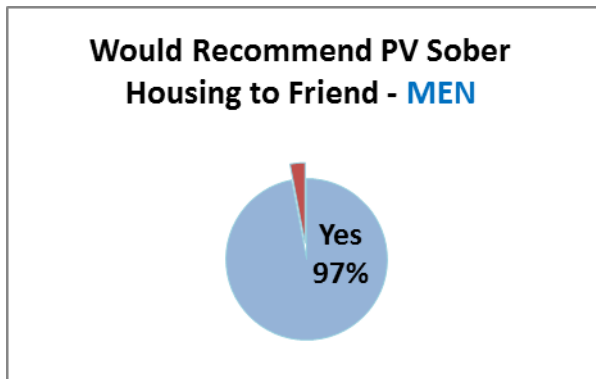
## Annual Outcome “Snapshot” - 2015

### Residential Treatment Services – 2015

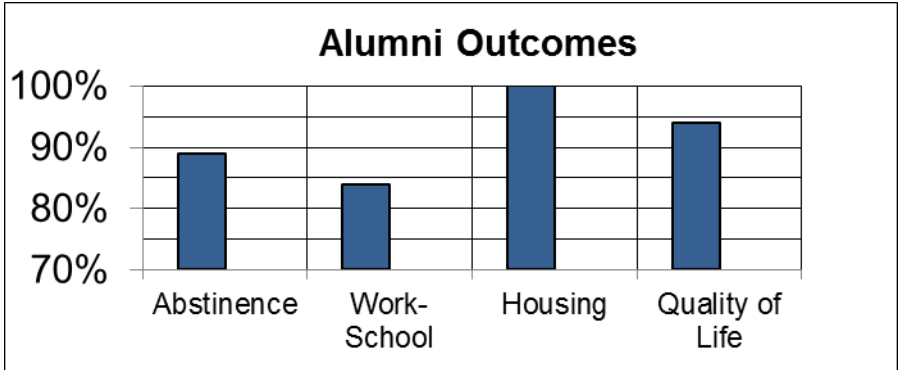


<b>Were Your Recovery Needs Met?</b>	84%	YES	(Men)
	99%	YES	(Women)
<b>Satisfied with Quality of Care?</b>	94%	YES	(Men)
	97%	YES	(Women)
<b>Would You Recommend PV to a Friend in Need of Treatment Services?</b>	90%	YES	(Men)
	99%	YES	(Women)
<b>Helpful Transition to Community?</b>	90%	YES	(Men)
	99%	YES	(Women)

### Sober Housing Services – 2015



**PV Alumni – 2015 Outcome Data**  
(Persons Completing PV within past 6-12 months)



**In Past 6-12 Months: Of Alumni Surveyed-**

**89% remained abstinent from alcohol and/or chemical use**

**84% maintained employment and/or participated in school**

**100% reside in a positive living environment**

**94% report a positive quality of life** (relationships, health, mental health, overall support, overall enjoyment with life)

**To what extent did Progress Valley influence your ability to create a lifestyle supportive of recovery?**      **91%    Significant/Very Large Extent**

**Do you believe your participation in PV treatment helped to improve your overall quality of life?**      **100%    YES**